


Diagnostic And Interventional Imaging IDKD Springer Series: A Comprehensive Guide to Unveiling the Human Body

In the realm of medical practice, imaging plays a pivotal role in unraveling the mysteries of the human body. From diagnosing complex conditions to guiding intricate interventions, the power of medical imaging has revolutionized patient care. At the forefront of this transformative technology stands **Diagnostic and Interventional Imaging IDKD Springer Series**, a comprehensive compendium that empowers practitioners with an unparalleled understanding of this crucial medical discipline.

A Journey Through the Imaging Spectrum

This authoritative text embarks on an in-depth exploration of the diverse spectrum of imaging modalities, meticulously dissecting their principles, applications, and interpretation. Embarking with an overview of fundamental imaging principles, the book delves into the intricacies of conventional radiography, computed tomography (CT), magnetic resonance imaging (MRI), ultrasound, and nuclear medicine.



Diseases of the Chest, Breast, Heart and Vessels 2019-2024: Diagnostic and Interventional Imaging (IDKD Springer Series)

by Aynur Sahin

★★★★☆ 4.4 out of 5

Language : English

File size : 85111 KB

Text-to-Speech : Enabled

Screen Reader : Supported

Enhanced typesetting: Enabled

Print length : 568 pages



Each chapter masterfully unveils the unique strengths and limitations of these imaging techniques, providing a nuanced understanding of their clinical utility. From detecting minute fractures on radiographs to visualizing complex anatomical structures on MRI, the text illuminates the full range of diagnostic possibilities.

Interventional Imaging: A Gateway to Precision

Beyond diagnosis, Diagnostic and Interventional Imaging IDKD Springer Series unveils the transformative potential of interventional imaging. This specialized field empowers practitioners to perform minimally invasive procedures under the guidance of real-time imaging, offering unparalleled precision and reduced patient trauma.

The book meticulously examines the techniques and applications of interventional radiology, shedding light on its use in conditions such as:

*

- Embolization of bleeding vessels

*

- Balloon angioplasty to open occluded arteries

*

- Placement of stents to support weakened blood vessels

*

- Image-guided biopsies for tissue sampling

With each procedure meticulously described, the text provides readers with an invaluable roadmap for executing successful interventional imaging procedures.

Clinical Applications: Spanning a Multitude of Disciplines

The clinical applications of diagnostic and interventional imaging extend far and wide, encompassing a vast array of medical specialties. From neurology to cardiology, orthopedics to oncology, the impact of medical imaging is profound.

Diagnostic and Interventional Imaging IDKD Springer Series adeptly explores these diverse applications, providing readers with a deep understanding of how imaging contributes to:

*

- Early detection and diagnosis of diseases

*

- Precise planning and execution of surgeries

*

- Personalized treatment strategies tailored to individual needs

*

- Monitoring of disease progression and response to therapy

Through vivid case studies and illustrative examples, the text showcases the indispensable role of medical imaging in enhancing patient outcomes across a multitude of clinical disciplines.

An Invaluable Resource for Practitioners and Students


Diagnostic and Interventional Imaging IDKD Springer Series is meticulously crafted to serve as an essential resource for practicing radiologists, interventionalists, and medical students aspiring to specialize in this field. Its comprehensive coverage, lucid explanations, and wealth of clinical insights empower readers with the knowledge and expertise necessary to excel in the rapidly evolving field of medical imaging.

The book's logical organization and user-friendly format facilitate easy navigation, allowing readers to quickly access the information they seek. Abundant high-quality images, including radiographs, CT scans, MRIs, and ultrasound images, enhance the learning experience and provide a vivid representation of the discussed concepts.

As the medical landscape continues to embrace technological advancements, Diagnostic and Interventional Imaging IDKD Springer Series stands as an indispensable companion for practitioners and students alike. Its comprehensive coverage, expert insights, and wealth of illustrative material empower readers with a thorough understanding of the

principles, applications, and clinical significance of diagnostic and interventional imaging. By harnessing the power of medical imaging, we unlock the potential for more accurate diagnoses, precise interventions, and ultimately, improved patient outcomes.

Whether you are a seasoned practitioner seeking to expand your knowledge or a student eager to delve into the fascinating world of medical imaging, Diagnostic and Interventional Imaging IDKD Springer Series is an invaluable resource that will guide you on your journey to becoming a master of this essential medical discipline. Embrace the power of imaging, and let it illuminate the path to better patient care.




Diseases of the Chest, Breast, Heart and Vessels 2019-2024: Diagnostic and Interventional Imaging (IDKD Springer Series)

by Aynur Sahin

★★★★☆ 4.4 out of 5


- Language : English
- File size : 85111 KB
- Text-to-Speech : Enabled
- Screen Reader : Supported
- Enhanced typesetting : Enabled
- Print length : 568 pages





Unleash Your Inner Artist: An Immersive Journey with "Drawing On The Artist Within"

Embark on an Artistic Odyssey to Discover Your Creative Potential In the realm of art, true mastery lies not solely in technical...



Easy Delicious Recipes To Heal The Immune System And Restore Overall Health For A Thriving, Energetic Life

: The Cornerstone of Immunity The human body is an intricate symphony of interconnected systems, each playing a vital role in maintaining our...