


How to Watch Football By Knowing Where to Look: The Ultimate Guide to Enhance Your Viewing Experience



Take Your Eye Off the Ball 2.0: How to Watch Football by Knowing Where to Look by Pat Kirwan

★★★★☆ 4.6 out of 5

Language	: English
File size	: 7838 KB
Text-to-Speech	: Enabled
Screen Reader	: Supported
Enhanced typesetting	: Enabled
X-Ray	: Enabled
Word Wise	: Enabled
Print length	: 351 pages
Lending	: Enabled



Football, more than just a game, is a spectacle that captivates millions worldwide. To truly appreciate its brilliance, you need to know where to look. This comprehensive guide will arm you with the knowledge and insights to transform you from a casual viewer into a football connoisseur.

Understanding Formations

Football teams deploy various formations to gain an advantage on offense and defense. Understanding these formations will help you decipher the team's strategy and anticipate their plays.

- **Offense:**

- I-Formation: A traditional formation with a fullback, quarterback, and running backs lined up behind the line of scrimmage.
- Spread Formation: A modern formation that spreads out the receivers to create space for the quarterback to pass.
- **Defense:**
 - 3-4 Defense: A formation with three defensive linemen and four linebackers, providing flexibility against both running and passing plays.
 - 4-3 Defense: A classic formation with four defensive linemen and three linebackers, known for its aggressive pass rush.

Reading Defenses

Defense is a crucial aspect of football. Learning to read defenses will help you predict the opposition's intentions and anticipate the quarterback's decision-making.

- **Man-to-Man Defense:** Each defensive player is responsible for guarding a specific offensive player.
- **Zone Defense:** Defensive players are assigned to cover specific areas of the field rather than guarding specific offensive players.

By observing the alignment of the defensive players and their movement pre-snap, you can often infer their coverage scheme.

Tracking the Quarterback

The quarterback is the maestro of the offense. Following his movements and decision-making process will give you invaluable insights into the game's flow.

- **Pre-Snap Reads:** Observe the quarterback's eyes and body language before the snap. He may indicate his intended target or play through subtle cues.
- **Pocket Presence:** Pay attention to the quarterback's ability to evade pressure and extend plays. Good pocket presence gives the receivers more time to get open.
- **Decision-Making:** Analyze the quarterback's decision-making process. Does he favor passing or running? Does he make quick or hesitant throws?

Identifying Receiver Routes

Recognizing receiver routes is essential to understanding the offensive strategy. By tracking their movement patterns, you can anticipate where they will be at any given moment.

- **Out Routes:** Receivers run towards the sideline.
- **In Routes:** Receivers run towards the middle of the field.
- **Slant Routes:** Receivers run diagonally across the field.
- **Go Routes:** Receivers run straight down the field, aiming for a deep pass.

Appreciating the Running Game

While passing often takes center stage, the running game is equally important. By understanding the nuances of running plays, you will gain a deeper appreciation for the game's strategy.

- **Inside Runs:** Running backs run between the offensive linemen's gaps.
- **Outside Runs:** Running backs run around the outside of the offensive line.
- **Screen Passes:** Short passes thrown to a running back or tight end to create quick yardage.

Evaluating Defensive Strategies

Defense is a chess match between the offense and defense.

Understanding the different defensive strategies will allow you to appreciate the complexities of the game.

- **Pass Rush:** Defensive players attempt to pressure the quarterback by rushing him.
- **Pass Coverage:** Defensive players attempt to prevent receivers from catching passes.
- **Blitz:** Defensive players charge into the backfield to create pressure.


Enhancing Your Viewing Experience

Beyond the technical aspects, here are some tips to enhance your football viewing experience:

- **Watch with Knowledgeable Friends:** Engage with friends who understand the game. Discussing the action will deepen your understanding.
- **Watch Film and Analysis:** Explore replays and expert analysis to gain a different perspective on the game.
- **Attend Games Live:** Nothing compares to the atmosphere of a live football game.

By embracing the principles outlined in this guide, you will elevate your football viewing experience to new heights. You will no longer be a passive observer but an active participant, deciphering the game's intricacies like a seasoned pro. Whether you're a seasoned fan or a curious newcomer, the knowledge you gain will transform your love for football.

So next time you tune in to a game, remember the words of Vince Lombardi, "Football is not a contact sport; it is a collision sport. Dancing is a contact sport." Join the millions of fans worldwide who have embraced the beauty and brilliance of football. Embrace the nuances of the game, and you will discover a world of excitement and strategy that will leave you captivated for years to come.




Take Your Eye Off the Ball 2.0: How to Watch Football by Knowing Where to Look by Pat Kirwan

★★★★☆ 4.6 out of 5


Language : English
File size : 7838 KB
Text-to-Speech : Enabled
Screen Reader : Supported
Enhanced typesetting : Enabled
X-Ray : Enabled
Word Wise : Enabled

Print length : 351 pages
Lending : Enabled



Unleash Your Inner Artist: An Immersive Journey with "Drawing On The Artist Within"

Embark on an Artistic Odyssey to Discover Your Creative Potential In the realm of art, true mastery lies not solely in technical...



Easy Delicious Recipes To Heal The Immune System And Restore Overall Health For A Thriving, Energetic Life

: The Cornerstone of Immunity The human body is an intricate symphony of interconnected systems, each playing a vital role in maintaining our...