

Master the Drums in Just 14 Days: A Step-by-Step Guide

Have you always dreamed of playing the drums but thought it was too difficult or time-consuming to learn? Think again! With this comprehensive guide, you can master the drums in just 14 days, even if you're a complete beginner.



How to Play Drums in 14 Days: Daily Drumset Lessons for Beginners (Play Music in 14 Days) by Ben Hans

★★★★☆ 4.5 out of 5

Language : English

File size : 8595 KB

Screen Reader : Supported

Print length : 66 pages

Lending : Enabled



Day 1: Getting Started

On Day 1, we'll start with the basics. You'll learn how to hold the drumsticks correctly, how to set up your drum kit, and how to play your first simple rhythms.



Day 2: Simple Rhythms

On Day 2, we'll build on the foundation you laid on Day 1. You'll learn how to play simple rhythms on the snare drum and the bass drum.


Snare drum sheet music based around single stroke fours and sextuplets
Intermediate Grade 3-4

The sheet music consists of five sections, each on a single staff with a snare drum clef. Section A contains four measures with rhythmic patterns of three eighth notes, three eighth notes, a sextuplet of eighth notes, and three eighth notes. Section B contains two measures of the same pattern as A, followed by a repeat sign and three measures of the same pattern, with a '3x' multiplier above the second measure. Section C contains four measures with patterns of three eighth notes, a sextuplet of eighth notes, three eighth notes, and three eighth notes. Section D contains two measures of the same pattern as C, followed by a repeat sign and four measures of the same pattern, with a '4x' multiplier above the second measure. Section E contains five measures with patterns of a sextuplet of eighth notes, three eighth notes, a sextuplet of eighth notes, a sextuplet of eighth notes, and three eighth notes. The ending section contains eight measures with patterns of three eighth notes, three eighth notes, a sextuplet of eighth notes, three eighth notes, three eighth notes, three eighth notes, a sextuplet of eighth notes, and three eighth notes.

Day 2: Playing a simple rhythm on the snare drum.

Day 3: The High Hat

On Day 3, we'll introduce the high hat. You'll learn how to play the open and closed high hat, and how to use it to create different rhythms.



...

* Day 4: Cymbals * Day 5: Fills * Day 6: Basic Grooves * Day 7: Timing *
Day 8: Coordination * Day 9: Drumming Songs * Day 10: Intermediate
Rhythms * Day 11: Improvisation * Day 12: Advanced Grooves * Day 13:
Soloing * Day 14: The Grand Finale

By the end of this 14-day journey, you'll have a solid foundation in drumming. You'll be able to play basic rhythms, keep time, and even create your own drum patterns. So what are you waiting for? Grab your drumsticks and let's get started!

Buy Now

**How to Play Drums in 14 Days: Daily Drumset Lessons
for Beginners (Play Music in 14 Days)** by Ben Hans



★★★★☆ 4.5 out of 5

Language : English

File size : 8595 KB


Screen Reader : Supported

Print length : 66 pages

Lending : Enabled


FREE

DOWNLOAD E-BOOK



Unleash Your Inner Artist: An Immersive Journey with "Drawing On The Artist Within"

Embark on an Artistic Odyssey to Discover Your Creative Potential In the realm of art, true mastery lies not solely in technical...



Easy Delicious Recipes To Heal The Immune System And Restore Overall Health For A Thriving, Energetic Life

: The Cornerstone of Immunity The human body is an intricate symphony of interconnected systems, each playing a vital role in maintaining our...