


The Lodge Officer Handbook: Tools for the 21st Century Mason

The Lodge Officer Handbook is an essential guide for any Mason who wants to make a difference in their lodge. This book provides practical advice and insights on how to effectively lead and manage a lodge, and how to use the tools of Freemasonry to build a stronger and more vibrant organization.



The Lodge Officer's Handbook (Tools for the 21st Century Mason 2) by Merlin Starlight

★★★★☆ 4.7 out of 5

Language : English
File size : 541 KB
Text-to-Speech : Enabled
Screen Reader : Supported
Enhanced typesetting : Enabled
Word Wise : Enabled
Print length : 262 pages
Lending : Enabled



Whether you are a new officer or an experienced leader, this book will provide you with valuable information and insights. The Lodge Officer Handbook covers a wide range of topics, including:

- * The role of the lodge officer
- * The duties and responsibilities of each office
- * How to effectively lead and manage a lodge
- * How to use the tools of Freemasonry to build a stronger and more vibrant organization

This book is a must-read for any Mason who wants to make a difference in their lodge.

The Role of the Lodge Officer

The lodge officer is a vital part of any lodge. They are responsible for the smooth running of the lodge and for ensuring that all members have a positive experience. The lodge officer must be well-versed in the rules and regulations of the lodge and must be able to effectively lead and manage the lodge.

The lodge officer should be a role model for other members of the lodge. They should be a person of integrity and high moral character. They should be willing to serve others and should be committed to the ideals of Freemasonry.

The Duties and Responsibilities of Each Office

The duties and responsibilities of each lodge office vary depending on the size and complexity of the lodge. However, there are some general duties that are common to all lodge officers.

The Worshipful Master is the presiding officer of the lodge. They are responsible for the overall leadership and management of the lodge. The Worshipful Master must ensure that the lodge is run in accordance with the rules and regulations of the Grand Lodge.

The Senior Warden is the second-in-command of the lodge. They are responsible for assisting the Worshipful Master in the management of the lodge. The Senior Warden also presides over the lodge in the absence of the Worshipful Master.

The Junior Warden is the third-in-command of the lodge. They are responsible for assisting the Worshipful Master and Senior Warden in the management of the lodge. The Junior Warden also presides over the lodge in the absence of the Worshipful Master and Senior Warden.

The Secretary is responsible for recording the minutes of the lodge meetings. The Secretary must also maintain the lodge records and correspondence.

The Treasurer is responsible for the financial management of the lodge. The Treasurer must keep accurate records of all financial transactions and must prepare financial reports for the lodge.

How to Effectively Lead and Manage a Lodge

Leading and managing a lodge effectively is a challenging task. However, there are a few key principles that can help you to be successful.

First, it is important to have a clear vision for your lodge. What do you want to achieve during your term as lodge officer? Once you have a clear vision, you can develop a plan to achieve your goals.

Second, it is important to communicate your vision to the members of your lodge. Once the members of your lodge understand your vision, they can help you to achieve it.

Third, it is important to delegate tasks to the other lodge officers. This will allow you to focus on the most important tasks and will help to ensure that all of the tasks are completed.

Finally, it is important to be patient and persistent. Leading and managing a lodge is a marathon, not a sprint. There will be times when you will face challenges, but if you are patient and persistent, you will eventually achieve your goals.


How to Use the Tools of Freemasonry to Build a Stronger and More Vibrant Organization

Freemasonry has a rich history of symbolism and ritual. These tools can be used to build a stronger and more vibrant lodge.

One way to use the tools of Freemasonry to build a stronger lodge is to use them to teach the principles of Freemasonry. The symbols and rituals of Freemasonry can be used to teach lessons about morality, virtue, and brotherly love.

Another way to use the tools of Freemasonry to build a stronger lodge is to use them to create a sense of community. The lodge meeting is an opportunity for members to come together and share their experiences. The symbols and rituals of Freemasonry can help to create a sense of belonging and camaraderie.

Finally, the tools of Freemasonry can be used to build a stronger lodge by using them to raise funds for charitable purposes. Many lodges use the



The Lodge Officer's Handbook (Tools for the 21st Century Mason 2) by Merlin Starlight

★ ★ ★ ★ ☆ 4.7 out of 5


Language : English

File size : 541 KB

Text-to-Speech : Enabled


Screen Reader : Supported

Enhanced typesetting : Enabled
Word Wise : Enabled
Print length : 262 pages
Lending : Enabled



Unleash Your Inner Artist: An Immersive Journey with "Drawing On The Artist Within"

Embark on an Artistic Odyssey to Discover Your Creative Potential In the realm of art, true mastery lies not solely in technical...



Easy Delicious Recipes To Heal The Immune System And Restore Overall Health For A Thriving, Energetic Life

: The Cornerstone of Immunity The human body is an intricate symphony of interconnected systems, each playing a vital role in maintaining our...