


The Mercedes-Benz SL Story: W113 Pagoda SL with Buyer's Guide and Chassis Number

Prepare yourself for a captivating journey through the annals of automotive history as we delve into the extraordinary world of the Mercedes-Benz W113 Pagoda SL. This legendary roadster, with its graceful lines, innovative design, and unparalleled performance, has captivated the hearts of car enthusiasts worldwide. In this comprehensive guide, we will explore the rich tapestry of the W113 Pagoda SL, from its inception to its enduring legacy. Along the way, we will provide you with an invaluable buyer's guide, complete with chassis number insights, to help you navigate the intricacies of acquiring this automotive masterpiece.

The origins of the W113 Pagoda SL can be traced back to the late 1950s, when Mercedes-Benz embarked on a mission to create a successor to their beloved 300 SL Gullwing. The company envisioned a car that would combine the performance and prestige of its predecessor with a more refined and accessible design. Under the leadership of the visionary Paul Bracq, a team of talented engineers and designers set out to bring this vision to life.

The result of their meticulous efforts was the W113 Pagoda SL, which made its grand debut at the Geneva Motor Show in 1963. The car's stunning design, characterized by its gently sloping roofline and elegant curves, earned it the affectionate nickname "Pagoda" among enthusiasts. The W113 Pagoda SL quickly became a symbol of sophistication and luxury, capturing the hearts and imaginations of discerning drivers around the world.



Mercedes-Benz, The SL story, W113 Pagoda SL with buyer's guide and chassis number/data card explanation: From the 230SL, 250SL and 280SL to the race car and coach-built versions, updated Aug. 2024

by Bernd S. Koehling

★★★★☆ 4.7 out of 5

Language : English
File size : 20567 KB
Text-to-Speech : Enabled
Screen Reader : Supported
Enhanced typesetting : Enabled
Print length : 213 pages
Lending : Enabled



Beneath the W113 Pagoda SL's captivating exterior lay a symphony of engineering excellence. Mercedes-Benz engineers meticulously crafted the car's mechanical components to deliver an unparalleled driving experience. The W113 Pagoda SL was offered with a range of powerful and refined engines, including the M127 inline-six and the M119 V8. These engines provided ample power and torque, propelling the car with effortless grace and exhilaration.

Complementing the potent engines was a sophisticated suspension system that gewährleistet exceptional handling and stability. The W113 Pagoda SL's independent front and rear suspension, along with its coil springs and telescopic shock absorbers, provided a smooth and controlled ride, even on the most challenging roads. The car's responsive steering and precise brakes further enhanced the driving experience, giving drivers a sense of complete control and confidence behind the wheel.

The W113 Pagoda SL's timeless design transcends the boundaries of time and continues to resonate with car enthusiasts today. Its elegant proportions, flowing lines, and intricate details have made it an enduring icon in the automotive world. The car's signature hardtop, with its distinctive concave shape, provides a harmonious balance between open-air motoring and the comfort of a closed cabin.

The W113 Pagoda SL's interior is a testament to Mercedes-Benz's commitment to luxury and craftsmanship. The cabin is appointed with premium materials, including supple leather upholstery, polished wood trim, and high-quality instrumentation. The ergonomic design and intuitive controls create a driver-centric environment that enhances the overall driving experience.

For those fortunate enough to consider acquiring a W113 Pagoda SL, a thorough buyer's guide is essential. This guide will provide you with the knowledge and insights necessary to make an informed decision.


1. **Condition and Authenticity:** Carefully assess the car's overall condition, including its bodywork, paint, interior, and mechanical components. Verify the car's authenticity by checking its chassis number and documentation against known records.
2. **Mileage and Service History:** Review the car's mileage and service history to gauge its maintenance status. A well-maintained car with low mileage is generally more desirable and valuable.
3. **Engine and Transmission:** Listen for any unusual noises or vibrations from the engine. Ensure smooth shifting and no slipping in the

transmission. Consider a professional inspection to evaluate the health of these critical components.

4. **Chassis and Suspension:** Check for any signs of rust or damage to the chassis and suspension components. Ensure that the car rides smoothly and handles predictably.
5. **Chassis Number:** The chassis number, also known as the VIN, provides valuable information about the car's production history. Decode the chassis number to determine the car's model year, assembly plant, and other relevant details.
6. **Documentation and Provenance:** Original documentation, such as the owner's manual, service records, and any historical documentation, can enhance the value and desirability of the car.

The Mercedes-Benz W113 Pagoda SL stands as a testament to the enduring power of automotive excellence. Its captivating design, innovative engineering, and unparalleled driving experience have made it a legend among classic car enthusiasts. Whether you are fortunate enough to own one of these automotive masterpieces or simply admire its timeless beauty, the W113 Pagoda SL will forever hold a special place in the hearts of all who appreciate true automotive artistry.

So, if you find yourself contemplating the acquisition of a W113 Pagoda SL, remember the insights and guidance provided in this comprehensive guide. With careful research, a discerning eye, and a touch of luck, you may just find yourself behind the wheel of this automotive icon, ready to embark on a journey that will create memories to last a lifetime.




Mercedes-Benz, The SL story, W113 Pagoda SL with buyer's guide and chassis number/data card explanation: From the 230SL, 250SL and 280SL to the race car and coach-built versions, updated Aug. 2024

by Bernd S. Koehling


★★★★☆ 4.7 out of 5

Language : English
File size : 20567 KB
Text-to-Speech : Enabled
Screen Reader : Supported
Enhanced typesetting : Enabled
Print length : 213 pages
Lending : Enabled



Unleash Your Inner Artist: An Immersive Journey with "Drawing On The Artist Within"

Embark on an Artistic Odyssey to Discover Your Creative Potential In the realm of art, true mastery lies not solely in technical...



Easy Delicious Recipes To Heal The Immune System And Restore Overall Health For A Thriving, Energetic Life

: The Cornerstone of Immunity The human body is an intricate symphony of interconnected systems, each playing a vital role in maintaining our...

