


The Ultimate Step-by-Step Guide to Creating the Perfect Wedding Ceremony

Planning a wedding is an exciting and complex process, but creating the perfect wedding ceremony should not add to the stress. This comprehensive guide provides you with everything you need to know, from choosing the right officiant to writing your own vows, ensuring that your ceremony will be a memorable and meaningful moment.



The Modern Wedding Officiant's Guide: A Step by Step Guide to Creating a Perfect Wedding Ceremony

by Benjamin Zwiebel

★★★★☆ 4.3 out of 5

Language : English
File size : 2927 KB
Text-to-Speech : Enabled
Screen Reader : Supported
Enhanced typesetting : Enabled
Word Wise : Enabled
Print length : 103 pages
Lending : Enabled



Step 1: Choose the Right Officiant

The officiant is the person who will lead your wedding ceremony. They are responsible for performing the legal requirements of the ceremony, as well as guiding you through the exchange of vows and other rituals. When choosing an officiant, it is important to consider their:

- Qualifications and experience
- Personality and style
- Availability on your wedding date
- Fees

If you are having a religious ceremony, you will likely need to choose an officiant from your faith community. However, if you are having a civil ceremony, you can choose any officiant who is legally authorized to perform marriages in your state. Once you have chosen an officiant, be sure to meet with them in person to discuss your vision for the ceremony and to make sure that they are a good fit for you.

Step 2: Write Your Own Vows

Your wedding vows are a personal and meaningful expression of your love for each other. They should be unique to you and your relationship, and they should reflect your individual personalities. When writing your vows, it is important to be honest and authentic. Don't be afraid to share your feelings and to express your love in your own way.

Here are a few tips for writing your own vows:

- Start by brainstorming all of the things you love about your partner.
- Think about the qualities that make your relationship special.
- Write down your thoughts and feelings in a journal or on a piece of paper.

- Once you have a good start, begin to craft your vows by weaving together your thoughts and feelings.
- Don't be afraid to be creative and personal.
- Read your vows aloud to yourself or to your partner to make sure that they flow well.

Step 3: Choose Your Wedding Readings

Wedding readings are a great way to add meaning and depth to your ceremony. They can be anything from poems and sonnets to excerpts from books or religious texts. When choosing your readings, it is important to consider the tone and style of your ceremony. You should also choose readings that are meaningful to you and your relationship.

Here are a few tips for choosing your wedding readings:

- Start by brainstorming all of the things that are important to you and your partner.
- Think about the themes that you want to incorporate into your ceremony.
- Do some research online or in the library to find readings that fit your criteria.
- Read the readings aloud to yourself or to your partner to make sure that they flow well with the rest of your ceremony.

Step 4: Personalize Your Ceremony

Your wedding ceremony should be a reflection of you and your partner. There are many ways to personalize your ceremony, such as:

- Writing your own vows
- Choosing your own wedding readings
- Creating a unity ceremony
- Incorporating personal touches, such as your favorite songs or flowers

When personalizing your ceremony, it is important to be respectful of your guests. Make sure that your choices are not too personal or too unconventional. The goal is to create a ceremony that is meaningful and memorable for everyone involved.

Step 5: Rehearse Your Ceremony

Rehearsing your ceremony is an important step in ensuring that everything goes smoothly on the big day. It gives you and your officiant a chance to practice the ceremony and to work out any kinks. It also gives you a chance to get comfortable with the flow of the ceremony and to make sure that you are both on the same page.

Here are a few tips for rehearsing your ceremony:

- Schedule a time to rehearse with your officiant and your wedding party.
- Go through the ceremony step-by-step.
- Pay attention to the timing and make sure that everything flows smoothly.
- Make any necessary adjustments.

Creating the perfect wedding ceremony takes time and effort, but it is well worth it. By following these steps, you can create a ceremony that is meaningful, personal, and memorable. Your wedding ceremony is a once-in-a-lifetime event, so make sure that it is everything you have ever dreamed of.




The Modern Wedding Officiant's Guide: A Step by Step Guide to Creating a Perfect Wedding Ceremony

by Benjamin Zwiebel


★★★★☆ 4.3 out of 5

Language : English
File size : 2927 KB
Text-to-Speech : Enabled
Screen Reader : Supported
Enhanced typesetting : Enabled
Word Wise : Enabled
Print length : 103 pages
Lending : Enabled



Unleash Your Inner Artist: An Immersive Journey with "Drawing On The Artist Within"

Embark on an Artistic Odyssey to Discover Your Creative Potential In the realm of art, true mastery lies not solely in technical...



Easy Delicious Recipes To Heal The Immune System And Restore Overall Health For A Thriving, Energetic Life

: The Cornerstone of Immunity The human body is an intricate symphony of interconnected systems, each playing a vital role in maintaining our...